



LED Indications

2 LEDs, one for star & one for delta (red colour)

Supply Voltage

230V AC / 415V AC / 110V AC (Factory set)

50 / 60Hz

(Tolerance: -15 to + 10%)

Time Range

Run up time: 3-30s, 6-60s

Pause Time: 50ms or 100ms.

(Setting through front knob)

Reset

On interruption of power.

Reset time less than 100 ms.

Output Contact

1 C/O (SPDT) contact each for star and delta relay
(NO / NC : 5A / 3A 250V AC, 30V DC Resistive)

Accuracy

Setting: $\pm 5\%$ of full scale.

Repeat: $\pm 0.5\%$ or 50 ms

(whichever is greater)

Mounting

DIN rail mounting.

Housing

Flame retardant plastic.

Temperature

Operating: 0°C to 50°C.

Storage: - 20°C to 75°C.

Humidity

Up to 95% RH.

Weight

62 gms.

Please maintain these instructions and review them before using the unit:

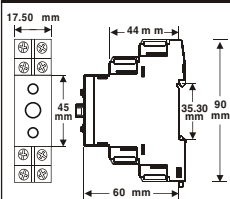
Warning :

- The equipment is built-in type with Class II construction and is protected by reinforced insulation.
- The power should be turned off while wiring and maintenance to prevent the risk of electric shock. Do not touch any terminal when the power is ON.
- Wiring shall be done strictly according to the terminal layout with shortest connections.
- Fuse Protection: The equipment does not have Built-in fuse. External fuse of rating 275V DC/1 A is recommended.

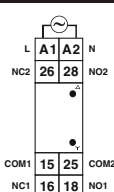
Caution:

- This unit is not intended for outdoor use.
- The power connection cable must have a cross-section of at least 1 sq.mm and insulation capacity of at least 1.5kV. Use lugged terminals to meet M3 screws.
- The output connections must not be loaded beyond the specified values/range.
- Avoid inflow of dust and contact of conductive material with the internal circuitry of the unit.
- Clean the equipment with a soft cloth. Do not use any organic solvents like Isopropyl alcohol for cleaning.

Mechanical Installation:

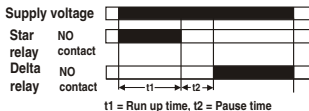


Terminal Connections

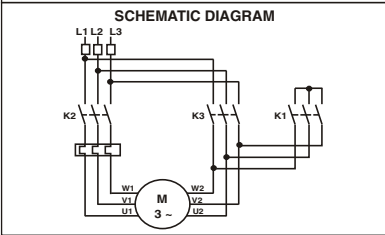
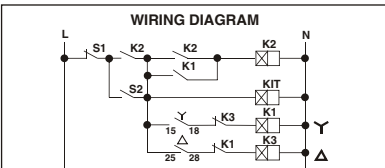


TERMINAL	DESCRIPTION
A1	Supply (L)
A2	Supply (N)
15	Y relay COM1
16	Y relay NC1
18	Y relay NO1
25	Δ relay COM2
26	Δ relay NC2
28	Δ relay NO2

MODE OF OPERATION



PRINCIPLE OF OPERATION



Selec Controls Pvt. Ltd.

(Specifications are subject to change, since development is a continuous process)

Telephone: +91-22-40394200 / 40394202

Fax: +91-22-28471733 | Toll free: 1800 227 353

Website: www.selec.com | Email: sales@selec.com

Operating/1008/600SD-2/OP362-V01

(Page 1 of 1)